

November 2018



CHECKMARK
CERTIFIED

Executive Summary

ASR

Advanced System Repair Pro

Windows 8

Introduction

This document is intended to provide a high level overview of the most recent tests conducted against the named security solution below. Included within this report are the product ratings, test result overview, and, if awarded, should accompany a copy of the current Checkmark certificate.

It is advised that this report not be taken in isolation but combined with the expanded data report, available from our website at www.checkmarkcertified.com.

Test results are valid for 90 days past the end of the month displayed below and will be superseded by any subsequent report. It is also recommended that no single month's results be taken in isolation.

Product Information

Company: ASR

Product: Advanced System Repair Pro

Product Version: 1.6

Platform: Windows 8 (64bit)

Test Dates: 2018-11-09 19:11:14 - 2018-11-10 13:11:21



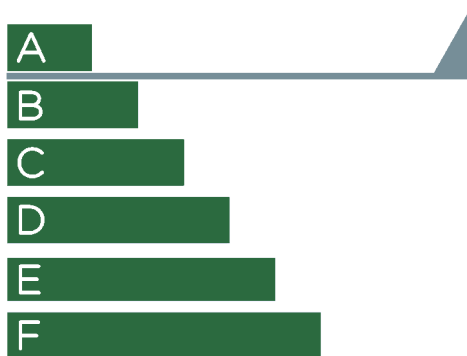


Product Rating

This solution has been awarded the following product rating. In order to determine this rating, a wide array of tests are carried out that examine three areas of the product - User Perception Impact, System Performance Impact, and Product Security Performance.



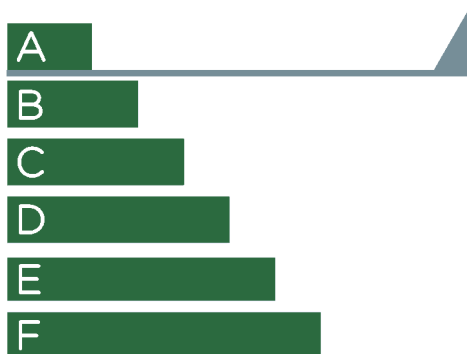
Each of these areas is expanded further, below. With a high level overview of the testing results, used in each rating's determination, on the following pages.



System Performance Impact (SPI)

System Performance Impact examines the efficacy of the solution in respect of system resources. This can affect many things such as system lag, network lag, battery drain, and processing speed.

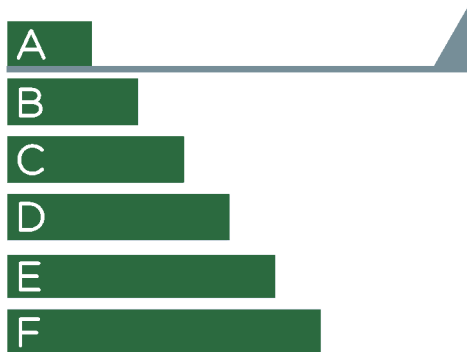
A number of different metrics are examined for key areas such as CPU, memory, hard disk, and network. These are all used to determine the product's rating.



User Perception Impact (UPI)

Unlike the System Performance Impact rating above, the User Perception Impact test solely examines the impact the product has in respect of time taken to perform common tasks. These tasks include file downloads, web browsing, file extraction, and system reboots.

While system resources are of utmost importance, minimizing delays on the user should be of paramount concern and is therefore an important measure of a solution.

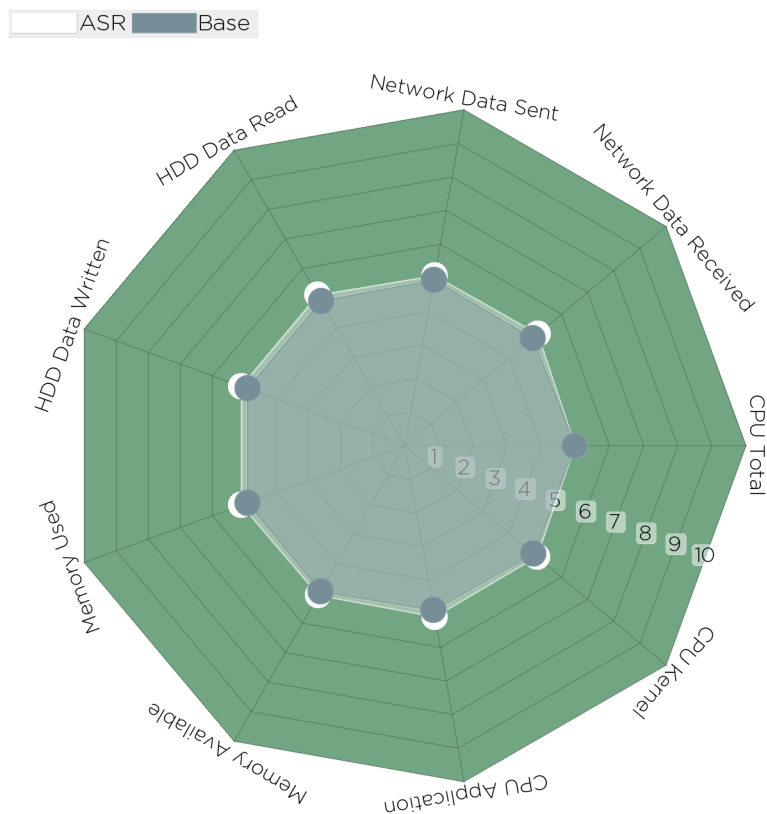


Product Security Performance

This rating is based on the product's performance during the ongoing testing and is determined by the number of threats that are correctly identified and blocked. Exact testing is dependent on the specific security technology, such as anti-virus, anti-phishing, URL filtering, firewall, etc.



System Performance Impact



About SPI Ratings

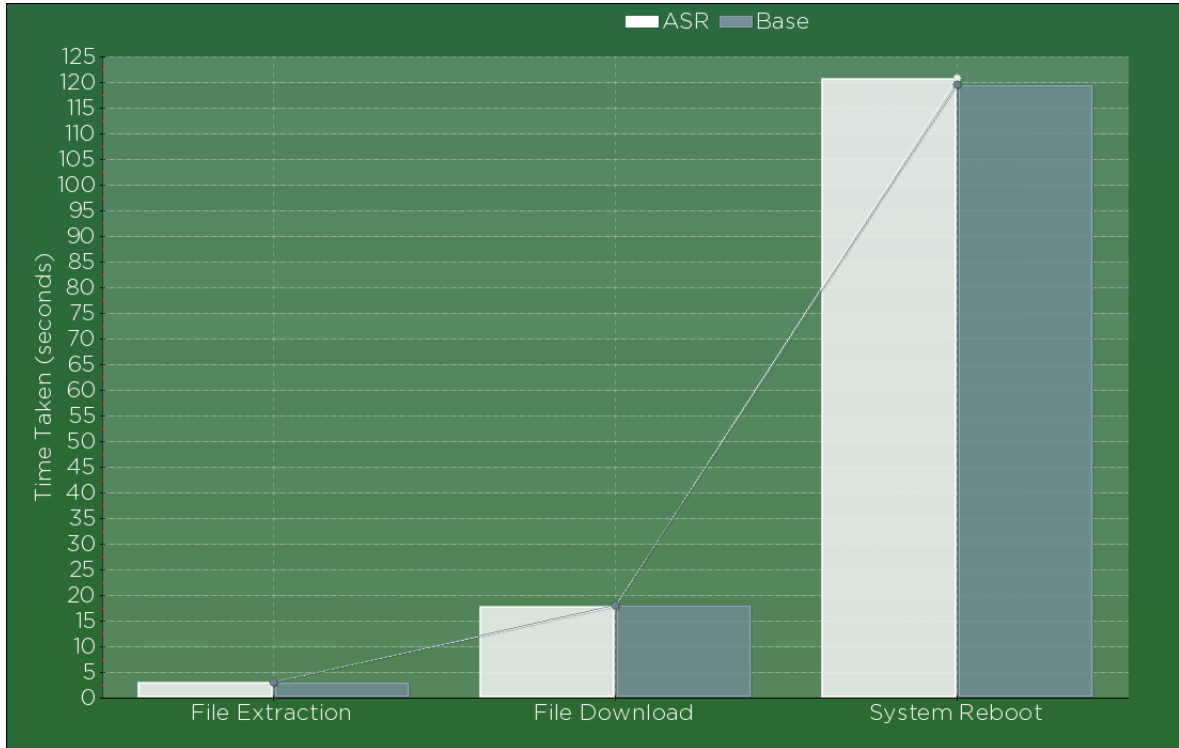
Throughout testing, a range of metrics are logged and recorded. A subset of these, shown above, are then used to determine the impact that the solution has on the target system.

So a meaningful determination can be made, a control is also used; in this case the target OS with no security solution installed, hereafter referred to as "baseline".

Both the protected and baseline systems are instructed to carry out an array of common user tasks such as web browsing, downloads, and file extractions, amongst others.

Displayed on the chart above are both sets of metrics. The blue/green layer represents the footprint of the baseline on the system resources, while the white layer represents the footprint of the OS with the product installed. The larger the footprint, the higher the impact on the system.

User Perception Impact



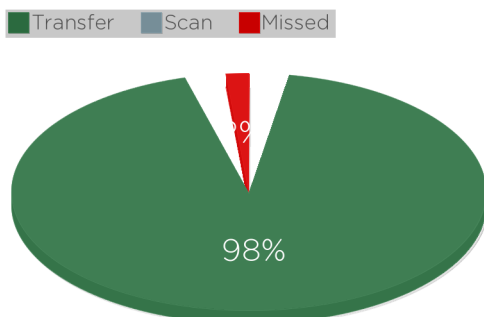
About UPI Ratings

As with the System Performance Impact measurements outlined on the previous page, data is also captured related to the impact the product has on the user - specifically in terms of time taken to complete common tasks.

Multiple iterations are conducted for each test so as to mitigate against the effect of outliers in the recorded data.

In instances where the product does not introduce a noticeable impact on recorded timings, it may be possible for the product to have a lower time than the baseline system. This is due to the fluctuations in expected behaviour of the OS and is to be expected.

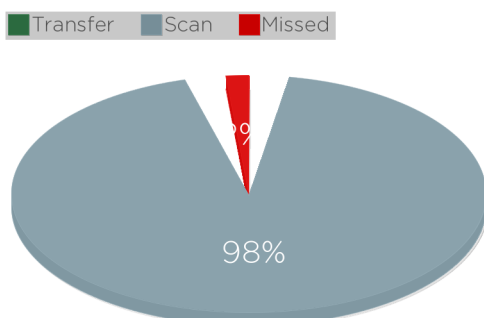
Product Security Performance



Disk Transfer

To conduct this test, files are first transferred, via USB, to the target system with any undetected samples then being subject to an "on demand" scan.

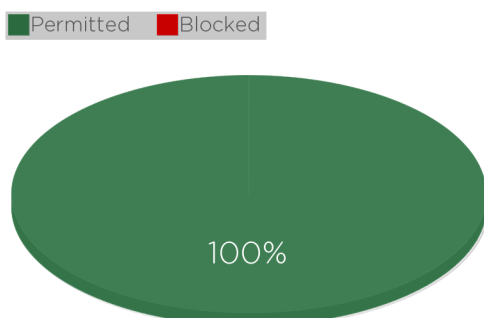
In order to be successful, a minimum of 90% of the samples must be detected by the end of the test.



Web Transfer

To conduct this test, files are first transferred, over HTTP, to the target system with any undetected samples then being subject to an "on demand" scan.

In order to be successful, a minimum of 90% of the samples must be detected by the end of the test.



False Positive

Files used in False Positive testing are taken from the target Operating System. These are then transferred to the test machine and scanned, with detection results measured during both events.

In order to be successful, the solution must not classify any of the files as "malicious" - this percentage can be seen in the chart opposite under "Blocked".



Checkmark
Certified